


# PLAYACTING

Girls in grades 1–3 must complete four activities.

Girls in grades 4–5 must complete six activities.



The stage is a great place for fun and using your imagination. Whether you'd like to be an actor, director, stage manager, or an audience member, this activity will take you into the exciting world of drama.

1. Name at least one important fact about drama during the following periods in history:

**Ancient Greece** \_\_\_\_\_

\_\_\_\_\_

**Middle Ages** \_\_\_\_\_

\_\_\_\_\_

\_\_\_\_\_


**Elizabethan Age**

\_\_\_\_\_

\_\_\_\_\_

\_\_\_\_\_





**2.** Unscramble the letters to find the meaning of these dramatic terms:

- a. NESCE \_\_\_\_\_ : the setting of a play
- b. CAOTIN \_\_\_\_\_ : the events in a play
- c. DAGUELOI \_\_\_\_\_ : conversation between people in a play
- d. LOPT \_\_\_\_\_ : the story of a play
- e. EHEMT \_\_\_\_\_ : the message of a play
- f. HACERSCRAT \_\_\_\_\_ : the people in a play
- g. ETIX \_\_\_\_\_ : to leave the stage
- h. NRNEETAC \_\_\_\_\_ : the act of going onstage
- i. LSNEI \_\_\_\_\_ : what a character speaks
- j. ETRESGSU \_\_\_\_\_ : movement of the head, face, or hands
- k. OPSPR \_\_\_\_\_ : the items needed for the play
- l. CTRSAO \_\_\_\_\_ : the male players
- m. ATESESCRS \_\_\_\_\_ : the female players

**actor**

**scene**

**dialogue**

**action**

**lines**

**characters**

**gestures**

**exit**

**theme**

**entrance**

**plot**

**props**

**actress**

**3.** The following areas are found on a stage. Using the diagram on the next page place the listed areas in the correct squares.

a. **Up Right**

b. **Down Left**

c. **Up Left**

d. **Up Center**

e. **Down Center**


f. **Down Right**

g. **Center Stage**

## AUDIENCE


- 4.** Match the character with the appropriate costume.
- a. **A king**                                    \_\_\_ Eye patch, sword, and boots
  - b. **A fairy**                                    \_\_\_ Apron, eyeglasses, and long dress
  - c. **Grandma**                                   \_\_\_ Sombrero and serape
  - d. **George Washington**                   \_\_\_ Crown, scepter, robe, and jewels
  - e. **Bunny**                                        \_\_\_ Moccasins and headband
  - f. **Peasant**                                    \_\_\_ Patched clothing
  - g. **Farmer**                                     \_\_\_ Long ears and fluffy tail
  - h. **Native American**                     \_\_\_ Wig and three-cornered hat
  - i. **Mexican**                                    \_\_\_ Wand and crown
  - j. **Pirate**                                        \_\_\_ Overalls
- 5.** With the help of your leader, choose one of Jesus' stories called **parables** and act it out.

6. Make an actor's mask.
7. Using a Native American theme, rewrite your parable from activity # 5.
8. Play charades with your troop or camp class.



I have completed all of the requirements  
for the Playacting Emblem.

\_\_\_\_\_  
My Signature

\_\_\_\_\_  
Date

\_\_\_\_\_  
Leader's Signature

\_\_\_\_\_  
Date

\_\_\_\_\_  
Resource Person's Signature (if used)

\_\_\_\_\_  
Date

# S-T-R-E-T-C-H Projects

1. Create a set for a play or sketch.
2. Create a backdrop for a play or sketch.

I have completed all of the requirements for the  
Playacting S-T-R-E-T-C-H Project# \_\_\_\_\_.

My Signature	Date
Leader's Signature	Date
Resource Person's Signature (if used)	Date

