


ARTIST

Girls in grades 1–3 must complete four activities.

Girls in grades 4–5 must complete six activities.



There's more to art than just crayons and paper. Check out this activity if you want to learn about the many ways artists express themselves. Then, get ready to share your ideas and feelings through art.



1. Artists use many different kinds of lines. Listed below are a few types of lines and some ways that these lines might be used in a work of art. Can you think of other ways to use each line in your own artwork?

LINE TYPE	USE	I'D MAKE A:
-----------	-----	-------------

STRAIGHT

the edge of a field



WAVY

snake





ZIGZAG



bird in the sky

CURVED



bridge over a river

VERTICAL



side of a building


DIAGONAL




slant of a roof

2. Draw a straight line from each shape to its name.


Triangle



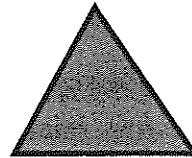
Oval




Circle



Square



Rectangle



Look at several different objects. What kinds of shapes do you see?
Use the shapes to draw a picture of one of these objects.

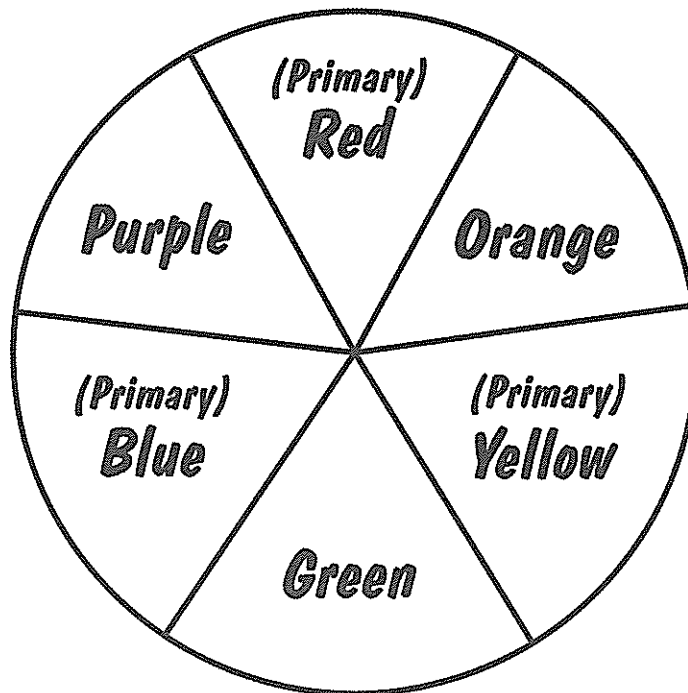
3. Color wheels can help you understand how colors are related. The basic, or **primary**, colors are red, yellow, and blue. If you mix two primary colors together, you will get a **secondary** color. Using paint or food coloring, try mixing two primary colors to see what secondary colors they make.

RED + YELLOW = _____

YELLOW + BLUE = _____

RED + BLUE = _____

Make a color wheel to show how the primary and secondary colors are related. Ask an adult for help.



Be careful to rub with the same amount of pressure and in the same direction each time. Which texture looks like grass? Which looks like water? Use different textures to make a picture.

- 5.** Artists use many different materials to make their artwork. Look at the list of materials below and pick at least three you would like to try. Use them to draw and color a picture of one simple object such as a flower, tree, or house. Which drawing material do you like best?

Paint	Crayons	Gel pens	Water colors
Ink pens	Colored pencils	Pastels	Chalk
Charcoal	Markers	Acrylics	Computer


- 6.** Use your imagination to come up with different ways to paint. Some things you could use include sponges, fingers, combs, string, or spray bottles. Can you think of other things to use? Paint a picture without a brush.

- 7.** **Three-dimensional** art is art that is not flat but takes up space in height, depth, and width. Make something that is three-dimensional. Some ideas to try include a sculpture, a mobile, or a puffed picture.

- 8.** Sometimes, people who are sick can feel better just by looking at or creating works of art. Contact a local nursing home, school, or hospital to see if it has an **art therapist**. Ask if the therapist will talk to your troop about how art can heal. If possible, observe a class led by an art therapist.

9. What is your cultural background? Many **cultures** use special colors or symbols to tell the story of their area. Find out if there is a special color or form of art that tells about you and your family. Make a work of art to tell your troop about your culture.

10. Visit a library or art museum to find out about women in art. Write a story about one of the women and share it with your leader or troop.



I have completed all of the requirements
for the Artist Emblem.

My Signature

Date

Leader's Signature

Date

Resource Person's Signature (if used)

Date

S-T-R-E-T-C-H Projects

1. Complete at least three additional art projects.
2. Plan or participate in an art exhibit.

I have completed all of the requirements
for the Artist S-T-R-E-T-C-H Project# _____.

My Signature	Date
Leader's Signature	Date
Resource Person's Signature (if used)	Date

